

AMPIRE®

CP100

CP130

CP165

CP570

CP690

German Engineering. Out of the ordinary.



Owner's Manual

English



Before attempting to connect or operate this product, please read the instructions completely.

Precautions

- Pay utmost attention if you install the loudspeakers into the driver's compartment.
- Use only on minimum 4 ohm stable devices.
- Make the correct connections.
- Do not damage pipe or wiring when drilling holes.
- Arrange the wiring so it is not crimped or pinched by a sharp metal edge.
- Do not install the loudspeakers in locations which might hinder vehicle operations and do not install in locations with any moisture. Use the installation materials provided with the loudspeaker.
- **Warning!** Loudspeakers may produce sound pressure levels that exceed the threshold at which hearing loss may result. They may also impair a driver's ability to hear traffic sounds or emergency vehicles. Practice safe listening when listening to your audio system. This loudspeakers are developed for motor vehicle use only.

Environmental Reference

- Old electronic devices don't belong into the bin.
- If you want to dispose this equipment later, remove all cables and send it back to Ampire or bring it to a collection point for old electronic devices.
- You can dispose this device together with your old car, too. You don't have to remove it in this case.
- The packing can be recycled. Dispose the packing in a collecting system planned for it.

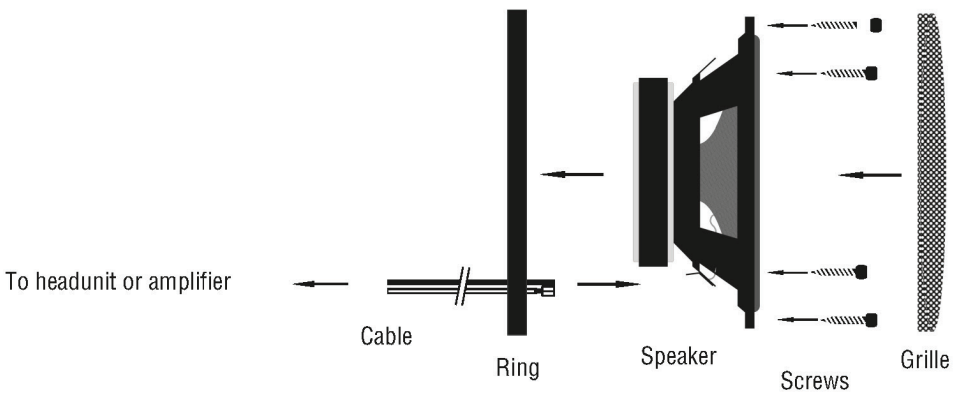


Coaxials with Grille



CP690

Connect the Speaker outputs of your headunit or amplifier to the speakers 4,8mm (+) and 2,8mm (-) terminals. Be sure of right connections. Then fit the speakers like shown.



Coaxials without Grille



CP100



CP130

Connect the Speaker outputs of your headunit or amplifier to the speakers 4,8mm (+) and 2,8mm (-) terminals. Be sure of right connections. Then fit the speakers like shown.

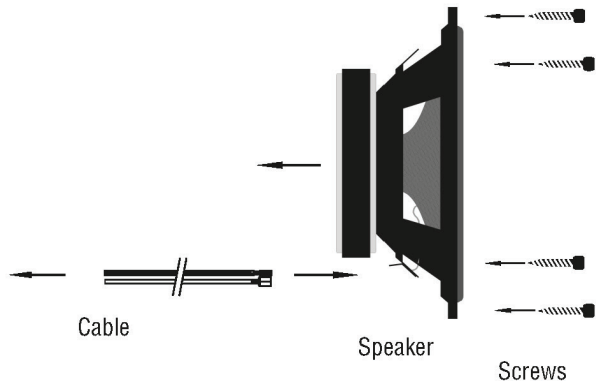


CP165



CP570

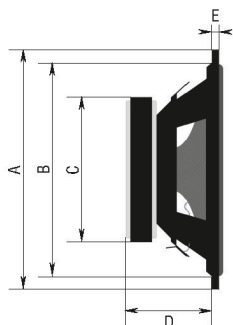
To headunit or amplifier



Technical Specifications

	CP100	CP130	CP165	CP570	CP690
Fs / Hz	125	85	74	73	69
VAS / L	1,0	3,4	7,9	8,1	13,5
Qts	0,78	0,71	0,70	0,76	0,68
Qes	0,89	0,82	0,81	0,88	0,79
Qms	6,40	5,50	5,41	5,35	4,80
Re / Ω	3,6	3,6	3,6	3,6	3,6
Z / Ω	4,0	4,0	4,0	4,0	4,0
Le / mH	0,60	0,55	0,61	0,61	0,60
SPL / dB	89	90	91	91	94
Mms / gr.	4,1	7,3	11,2	11,2	20,8
Xmax / mm	2,0	3,0	3,0	3,0	4,0
Sd / cm ²	52,8	81,7	126,7	160,6	216,4
Vd / cm ³	10,6	24,5	38,0	48,2	86,56
D / mm	82	102	127	143	166
Pe / Watt	40 / 80	60 / 120	70 / 140	70 / 140	80 / 160

Dimensions



	CP100	CP130	CP165	CP570	CP690
A	102mm	130mm	165mm	194 x 139mm	234 x 165mm
B	94mm	118mm	143mm	182 x 125mm	221 x 154mm
C	70mm	80mm	80mm	80mm	81mm
D	44mm	51mm	60mm	55mm	74mm
E	5mm	5mm	5mm	8mm	10mm

Since its founding in 1987 Ampire Electronics has only one goal, to provide the best possible Autoalarm-, Autohifi- and Multimedia products, which are available on the international market.

All manufacturing facilities and suppliers are certified according to ISO 9001 and QS-9000. Ampire quality products are sold worldwide.

An Ampire customer service is available in many countries.
For more information about distributors in your territory please call: + 49-2181-81955-0.

We are focused on future oriented development of user friendly products.
The outstanding high quality standards, functionalities and designs of our products are unique in the market. "German Development" is taken literally in AMPIRE.

Langwadener Straße 60
D-41516 Grevenbroich
Email: info@ampire.de

Technical Support:
Phone: 02181-81955-0
Email: support@ampire.de

www.ampire.de